

SYNTHETIC NON-RETURN AND FOOT VALVES


Spring loaded poppet type

APPLICATION

For water, air and corrosive liquids. Chemicals, hydroponics, pharmaceuticals and general (All subject to material compatibility)

DESIGN FEATURES

- Delrin casing, nitrile seal, rilsan closing system
- Polyethylene strainer for foot valve
- Max working pressure PN10 (145 psi)
- Working temperature 60°C, peak 80°C
- Exact head loss and individual technical data sheets available on request
- Can be installed at any angle
- Low water hammer generating characteristics



Type 290D



Type 104P

TECHNICAL DATA (NON-RETURN VALVE)

Part No	Type	Size
3319	290D	10MM BSPf
3320	290D	15MM BSPf
3321	290D	20MM BSPf
3332	290D	25MM BSPf

TECHNICAL DATA (FOOT VALVE)

Part No	Type	Size
3720	190D	15MM BSPf
2361	104P	20MM BSPf
2362	104P	25MM BSPf
2363	104P	32MM BSPf
3724	190D	40MM BSPf
3725	190D	50MM BSPf

BRASS NON-RETURN AND FOOT VALVES

Spring loaded poppet type

APPLICATION

For water and clear liquids
General, Agriculture, Water distribution, Pumping

DESIGN FEATURES

- Brass casing, nitrile seal, (Viton seal for 2503, 2504)
Noryl closing system
- Screw on S/Steel strainer converts 601 to a foot valve
- Max working pressure PN10 (145 psi)
- Working temperature 601 95°C, 190 60°C
- Exact head loss and individual technical data sheets available on request
- Can be installed at any angle
- Low water hammer generating characteristics



TECHNICAL DATA (NON-RETURN VALVE)

Part No	Type	Size
2503	601	10mm BSPf
2504	601	15MM BSPf
2505	601	20MM BSPf
2506	601	25MM BSPf
2507	601	32MM BSPf
2508	601	40MM BSPf
2509	601	50MM BSPf

TECHNICAL DATA (Strainer to make up Foot Valve)

Part No	Type	Size
5363P	101	20MM BSPf
5364P	101	25MM BSPf
5365	101	32MM BSPf
5366	101	40MM BSPf
5367	101	50MM BSPf
Classic 190 foot valve complete (strainer)		
3925	190	50mm BSPf

CAST IRON / BRONZE NON-RETURN VALVES

Threaded Type 202/212/80M Spring loaded poppet type

APPLICATION

For non corrosive liquids
 Pumping water, water distribution, treatment, heating and irrigation and general industry

DESIGN FEATURES

- Cast Iron / Bronze casing, nitrile seal, stainless steel spring (Viton seal available on request for hydrocarbons)
- Screw on S/Steel strainer converts 601 to a foot valve
- Max working pressure PN16 (232psi)
- Max working temperature 202/212 110°C, 80M 80°C
- Alternative materials available on request e.g. stainless steel casing, Teflon seal, ductile iron PN40 (580 psi)
- Exact head loss and individual technical data sheets available on request
- Widely used to replace traditional swing check valves with water hammer problems



Type 212

TECHNICAL DATA

Part No	Type	Size	Construction
2286	202	65MM BSPf	Cast Iron
2287	202	75MM BSPf	Cast Iron
2288	202	100MM BSPf	Cast Iron
7074	80M	50MM BSPmf	Bronze
2258	212	150MM BSPmf	Cast Iron
2259	212	200MM BSPmf	Cast Iron

CAST IRON THREADED AND FLANGED FOOT VALVES

Spring loaded poppet type

APPLICATION

For non corrosive liquids
Pumping water, water distribution, treatment, heating and irrigation and general industry

DESIGN FEATURES

- Cast Iron, nitrile seal, stainless steel spring
- Opening velocity low
- Max working pressure PN10 (145psi)
- Max working temperature 80°C
- Polyethylene strainer (302P) Galvanised steel (302)
- Exact head loss and individual technical data sheets available on request
- Can be installed at any angle
- Low head loss due to excellent hydraulic performance



Type 302

TECHNICAL DATA (FLANGED TYPE)

Part No	Type	Size	Flange drilling
2701	302	125MM	PN 10
2702	302	150MM	PN 10
2703	302	200MM	PN 10
2704	302	250MM	PN 10

TECHNICAL DATA (THREADED TYPE)

Part No	Type	Size
2759	102P	65MM BSPf
2760	102P	75MM BSPf
2761	102P	100MM BSPf

CAST IRON FOOT VALVES

Collapsible membrane type

APPLICATION

Dirty or clean liquid

Pumping water, water distribution, treatment, heating and irrigation and general industry

DESIGN FEATURES

- Cast Iron, natural rubber seal
- Galvanised steel strainer, nuts and bolts
- Opening velocity low
- Max working pressure PN 6 (88psi)
- Max working temperature 60°C peak 80°C
- Rubber membrane seal is resistant to abrasion
- Exact head loss and individual technical data sheets available on request
- Can be installed at any angle
- Low head loss due to excellent hydraulic performance
- Excellent performance in clear or sandy water
- Ideal for mobile/portable pumps
- Optional draining kit to drain pipeline for transportation



Type 327

TECHNICAL DATA

Part No	Type	Size
2535	317	40mm Hosetail
2537	317	50mm Hosetail
2574	337	65mm BSPf
2575	337	80mm BSPf
2577	337	100mm BSPf
2562	327	150mm PN 6
2566	327	300mm PN 6

FULL FLOW BALL NON-RETURN VALVE

Rolling ball type


APPLICATION

Sewage, waste water, fluids of varying viscosity, liquid manures, sandy water.

Every pump should have one to stop reverse flow and the risk of pump cycling

DESIGN FEATURES

- Silent and reliable
- Specially designed for polluted thick and viscous liquids
- Max working temperature 80°C continuous
- Exact head loss and individual technical data sheets available on request
- Ball is lifted by the liquid and guided into housing totally out of the way on return it rotates and cleans itself and descends back into closing position when flow stops
- Can be installed vertically or horizontally (ball above axis)
- Very low head loss due to full clearance



Type 408



TECHNICAL DATA (THREADED PVC)

Part No	Type	Size
5222	208P	32MM BSPf
5224	208P	50MM BSPf

TECHNICAL DATA (THREADED CAST IRON)

Part No	Type	Size
3203	508	32MM BSPf
3204	508	40MM BSPf
3205	508	50MM BSPf
3206	508	65MM BSPf
3207	508	80MM BSPf

TECHNICAL DATA (FLANGED CAST IRON)

Part No	Type	Size
2239	408	80MM Flanged
2240	408	100mm Flanged
2905	408	150mm Flanged
2906	408	200mm Flanged

FULL FLOW SWING CHECK NON-RETURN VALVES

Solvent or compression fittings

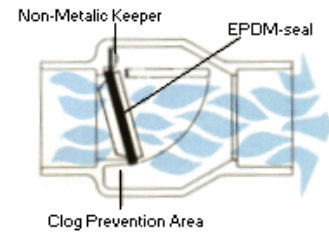
APPLICATION

Use in irrigation systems, preventing backflow of corrosive materials in waste water lines, sump pump disposal lines, sewage lift stations or ejector systems.

Use also where minimum head loss or flow resistance is required. Swimming pools, hot tubs or spa applications. Every pump system should have one to stop reverse flow and the risk of pump cycling.

DESIGN FEATURES

- Silent and reliable
- Full flow design
- No metallic parts, corrosion resistant
- Pressure rated 125psi at 22°C
- Can be installed vertically or horizontally
- Very low head loss due to full clearance
- Compression fittings facilitate easy removal for servicing
- Compression ends can be used as union connections
- PVC weighted and shielded flapper design for low pressure seal



Type 1520

TECHNICAL DATA (PVC COMPRESSION FITTINGS)

Part No	Type	Size	Length
1500-12	1500	32MM	191MM
1500-15	1500	40MM	191MM
1500-20	1500	50MM	248MM

TECHNICAL DATA (PVC SOLVENT SLIP CONNECTIONS)

Part No	Type	Size	Length
1520-10	1520	25MM	89MM
1520-12	1520	32MM	134MM
1520-15	1520	40MM	146MM
1520-20	1520	50MM	153MM
1520-40	1520	100MM	

PRESSURE TANKS FIXED MEMBRANE TYPE

For storage of water under pressure

APPLICATION

For storage of water under pressure, pressurisation systems pressure booster sets and wet tank replacement

DESIGN FEATURES

- Tank deep drawn steel shell for extra strength with epoxy enamel paint
- Fixed membrane diaphragm
 - Never stretches or creases
 - No bubbles or corners to trap sediment
- Patented geometric design for 80 and 200 litre tanks



TECHNICAL DATA

Part No	Capacity	Connection	Height/Diameter	Working Pressure
DT8	8 Litres	25mm BSPm	240mm / 170mm	800kPa
DT24	24 Litres	25mm BSPm	440mm / 300mm	800kPa
DT50	50 Litres	25mm BSPm	830mm / 380mm	1000kPa
DT80	80 Litres	32mm BSPm	1070mm / 590mm	1000kPa
T201	200 Litres	32mm BSPm	1170mm / 590mm	1600kPa

RAIN MAIN AUTO

Automatic change over system from pumped water to mains water in case of low water level in tank or mains power failure

APPLICATION

System designed to normally supply tank water by a pump and automatically changeover to mains potable water supply, in case of low water level in tank OR 230V mains power failure. Audio-Visual warning will alert of low water level in tank for further remedial action.

TECHNICAL FEATURES

- Low level visual or Audio-Visual Alarm indication for low Tank water level sensed by float switch installed in tank.
- LED indication for “Power On” and “Mute” Switch available on Water Monitor to stop the buzzer sound only
- Set of Volts free contacts for Remote Alarm or Building Management System (BMS)
- Safe Low Voltage (12V DC) control circuit for float switch and Low safe 24V AC coil Solenoid Valve
- System can be retrofitted to existing ground mounted or submersible pump up to 1.5 kW, 230V, 1Ph ratings

INSTALLATION DETAILS

- A 10m float switch (supplied loose) to be correctly installed in the tank.
- Water Monitor unit (supplied loose) to be installed in a **weatherproof location** to be seen to be seen & accessed easily for operation & maintenance.
- Mains water connection to be connected to system.
- A non return valve & solenoid valve together offers double check system however **any back-flow prevention system required as per local rules & regulations to be arranged & installed by others.**

ELECTRICAL CONNECTIONS

The following electrical connections to be carried out on site.

- 230 volt, 1 phase Power supply to Water Monitor from a suitable power point
- 230 volt, 1phase Power supply to pump from Water Monitor
- 24 volt AC power supply to Solenoid Valve from Water Monitor.
- Connections of correct wires from Float switch to Water Monitor.

HOW IT WORKS

When water level in tank reaches the pre-determined low level and closes the float switch contacts, Water Monitor will do following actions,

- The Low Level LED will glow and audio buzzer will activate.
- The 230V power supply to will be disconnected stopping water supply by pump from tank.
- The 24V AC power supply to solenoid valve will stop there by opening the solenoid valve & supplying mains water to amenities.
- The volts free contacts in the Water Monitor will close giving signal to remote alarm or BMS system if connected.
- All conditions automatically reset to original state when the level goes back to normal



